

# Constellation Viewer

Observe the night sky indoors with a Constellation Viewer!


**"The sky is filled with stars,  
invisible by day."  
- Henry Wadsworth Longfellow**

## What You Will Need:

- 1 empty Pringles potato chips can and lid
- Constellation Templates (see following pages)
- 1 Thumbtack or Pushpin
- Scissors or Xacto Knife
- Black Construction Paper
- Silver Star Stickers or Silver Confetti (optional)
- Glue

## What You Do:

- Step 1** Use a thumbtack or pushpin to poke one hole in the bottom of the Pringles can - make sure the hole is in the center of the bottom.



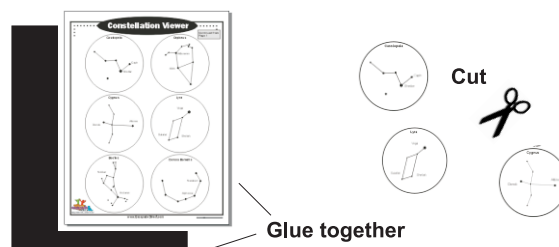
- Step 2** Use a scissors or Xacto knife to cut out the center of the plastic lid, as shown. Be careful not to cut through the outer ring of the cover. Discard the plastic center.



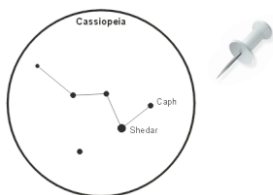
- Step 3** If desired, wrap one sheet of black construction paper around the can, and glue in place. Decorate the can with stickers, confetti, white crayons, or sequins.




- Step 4** Glue each constellation template sheet to a piece of black construction paper, then cut out the circles.



- Step 5** Use a thumbtack or pushpin to carefully pierce each star on the constellation template.



- Step 6** To view the constellations, remove the lid from the can. Fit one constellation circle inside the plastic lid, with the black side facing outside the can. Replace the lid, point the can at a light source, and look through the hole in the bottom of the can. View each of the constellation circles in the same way.



## Visit us online!

Go to <http://www.escapadedirect.com> for thousands of educational products and books, and for hundreds of FREE activities, printables, games, and more!



Helping children think... outside the box.™

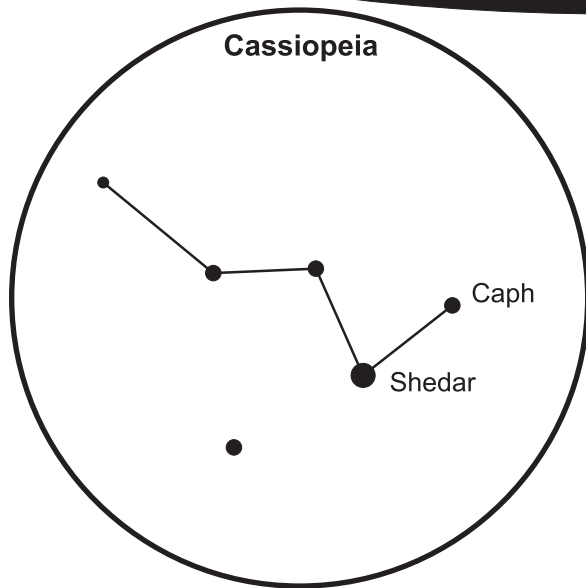
[www.EscapadeDirect.com](http://www.EscapadeDirect.com)

Copyright © 2009 Escapade Direct LLC

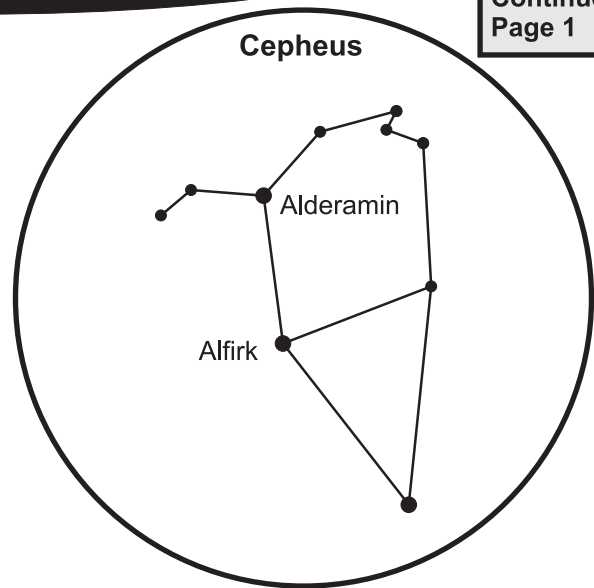
# Constellation Viewer

Continued from  
Page 1

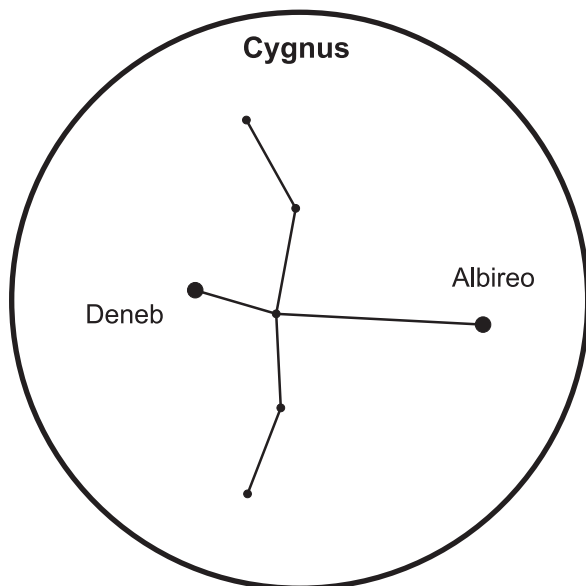
**Cassiopeia**



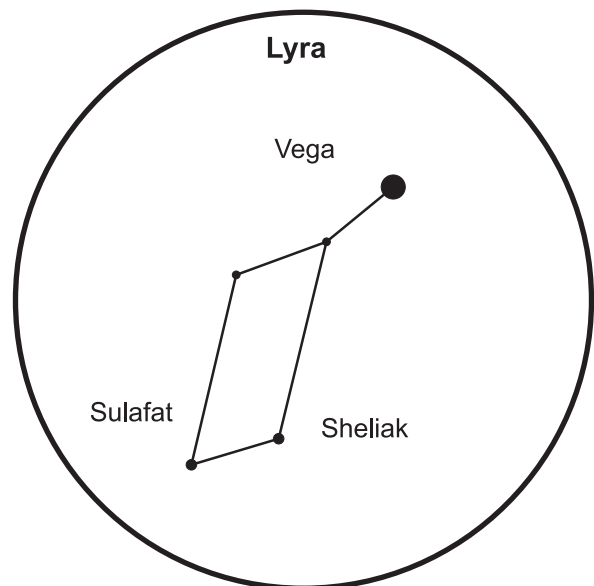
**Cepheus**



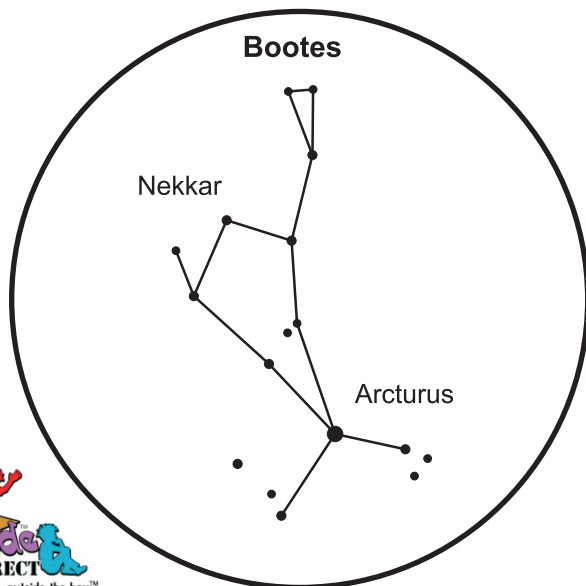
**Cygnus**



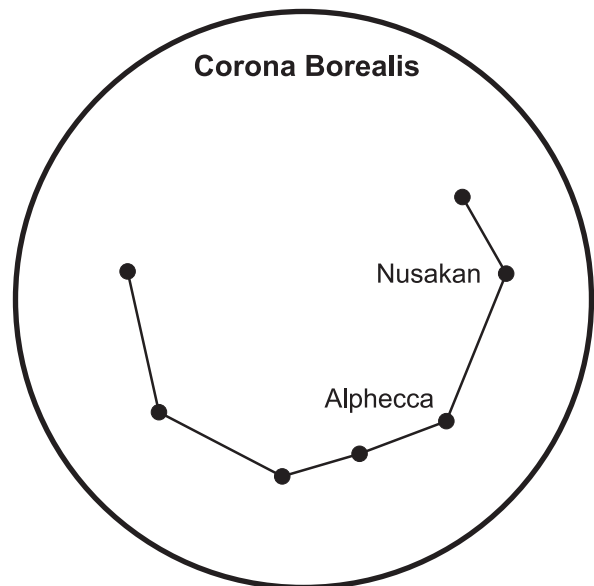
**Lyra**



**Bootes**



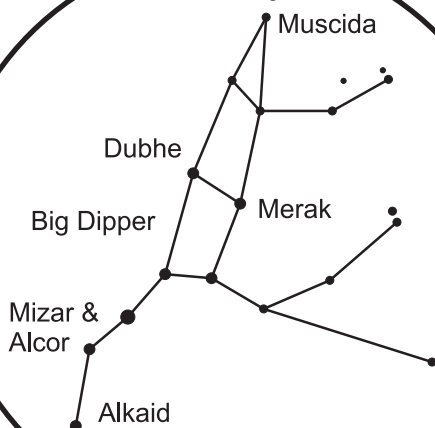
**Corona Borealis**



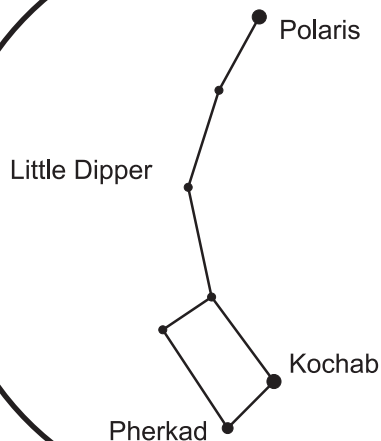
# Constellation Viewer

Continued from  
Page 2

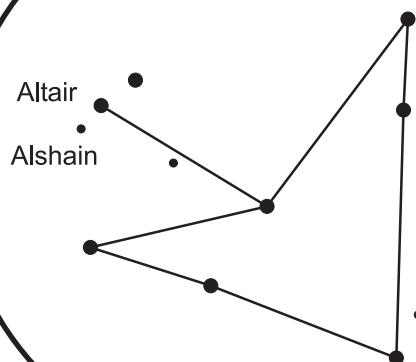
**Ursa Major**



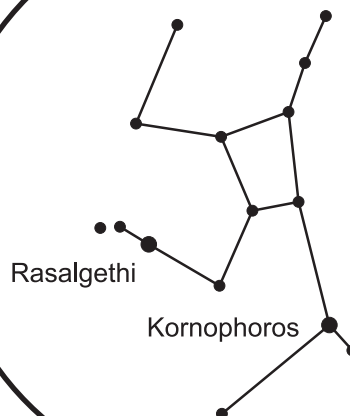
**Ursa Minor**



**Aquila**



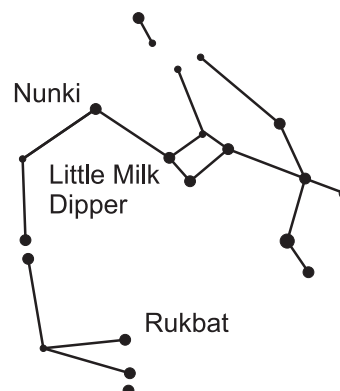
**Hercules**



**Scutum**



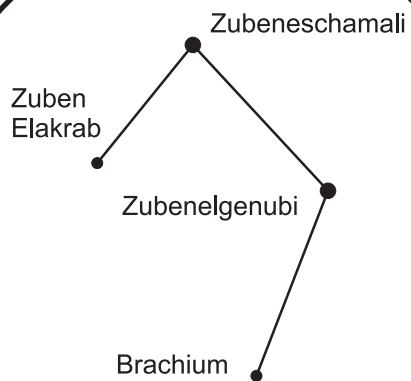
**Sagittarius**



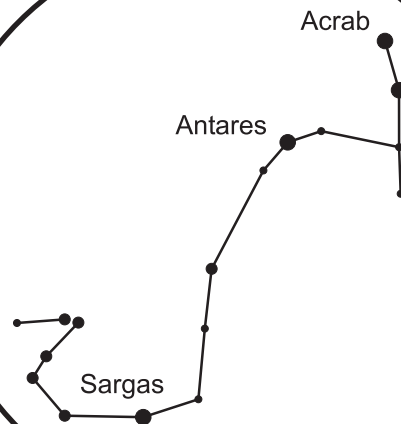
# Constellation Viewer

Continued from  
Page 3

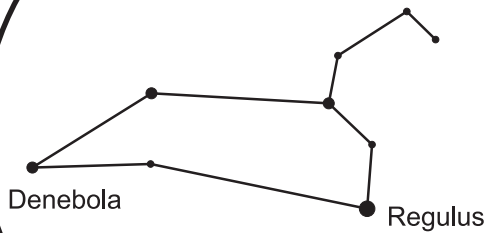
**Libra**



**Scorpius**



**Leo**



**Virgo**

